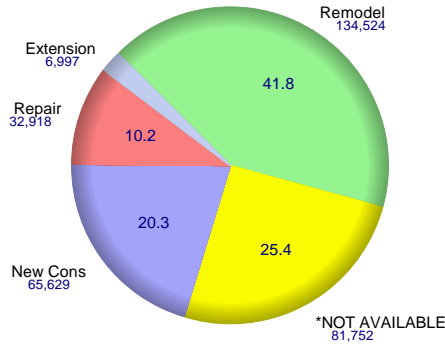




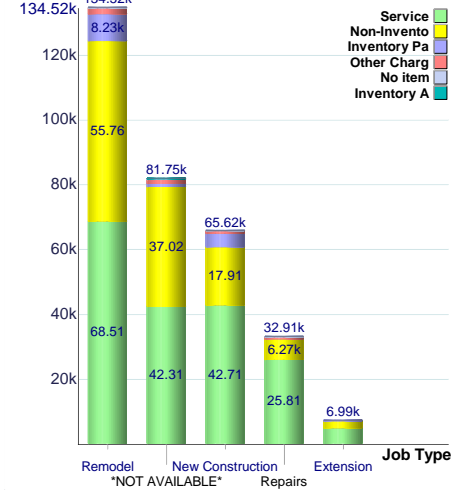
Jobs Summary

Year : 2006; 2007 Account : Construction; Job Expenses; Job Materials

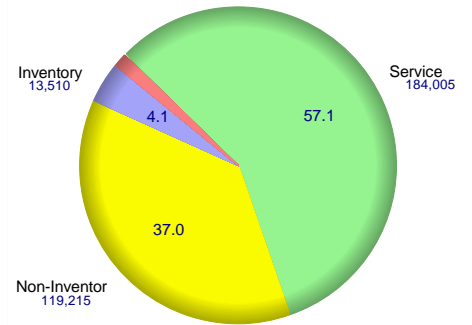
Job Type / Revenue Amount



Revenue Amount



Item Type / Revenue Amount



Job Type	*NOT AVAILABLE*	Extension	New Construction	Remodel	Repairs	Total
Item Type	Revenue Amount	Revenue Amount	Revenue Amount	Revenue Amount	Revenue Amount	Revenue Amount
Inventory Assembly	120	0	0	0	0	120
Inventory Part	933	120	4,225.6	8,232.21	0	13,510.81
No item	110.25	0	3.5	288.65	145	547.4
Non-Inventor Part	37,020.32	2,233.36	17,917.85	55,765.12	6,278.84	119,215.49
Other Charge	1,252.73	0	770	1,720.12	680.95	4,423.8
Service	42,316.5	4,643.95	42,712.21	68,518.5	25,814	184,005.16
TOTAL	81,752.8	6,997.31	65,629.16	134,524.6	32,918.79	321,822.66