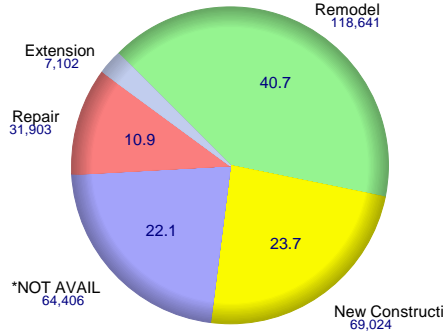




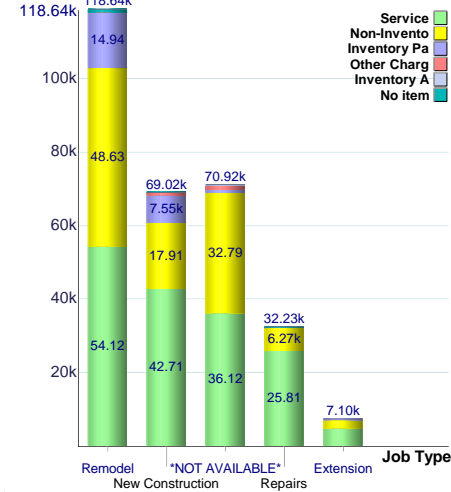
Jobs P and L by Quarter

Year : 2007 Account : * ALL * Customer Type : * ALL * State : * ALL *

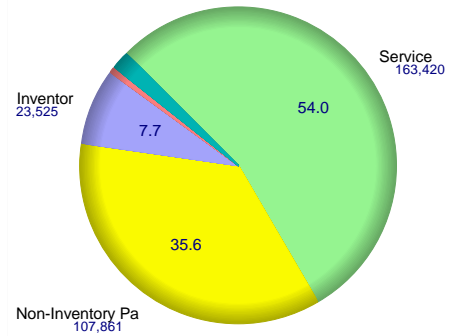
Job Type / Revenue Amount



Revenue Amount



Item Type / Revenue Amount



Year		2007								Total	
Quarter		Q-I		Q-II		Q-III		Q-IV			
Item Type	Account	Revenue Amount	Cost Amount	Revenue Amount	Cost Amount	Revenue Amount	Cost Amount	Revenue Amount	Cost Amount	Revenue Amount	Cost Amount
Inventory Assembly	Construction							120		120	
	Cost of Goods Sold								-116.5		-116.5
	Inventory Asset							116.5		116.5	
Total Inventory Assembly								236.5	-116.5	236.5	-116.5
Inventory Part	Construction	1,118.8		412		745		10,668.01		12,943.81	
	Cost of Goods Sold		-1,560		-270		-210		-8,541.37		-10,581.37
	Inventory Asset	1,560		270		210		8,541.37	-1,010	10,581.37	-1,010
Total Inventory Part		2,678.8	-1,560	682	-270	955	-210	19,209.38	-9,551.37	23,525.18	-11,591.37
No item	Accounts Receivable	15,826.03		34,529.96		30,950.89		210,745.42	-711.15	292,052.3	-711.15
	Barter Account							-45		-45	
	Checking							-72,658.64		-72,658.64	
	Construction	106.75				28.15		67.5		202.4	
	Freight & Delivery	45			-45	630	-630	390	-459.6	1,065	-1,134.6
	Job Expenses	200	-200	145	-1,225.73		-500		-225	345	-2,150.73
	Savings							-10,000		-10,000	
	Uncategorized Income					1,982.12				1,982.12	
	Undeposited Funds	-17,536.03		-34,529.96		-35,902.54		-130,541.78		-218,510.31	
Total No item		-1,358.25	-200	145	-1,270.73	-2,311.38	-1,130	-2,042.5	-1,395.75	-5,567.13	-3,996.48
Non-InVENTORY Part	Construction	6,877.84	-634	11,349.87	-598	25,976.95	-7,210.45	63,656.5	-2,183	107,861.16	-10,625.45
	Job Expenses		-2,669.84		-1,295		-11,984.45		-24,672.57		-40,621.86
Total Non-InVENTORY Part		6,877.84	-3,303.84	11,349.87	-1,893	25,976.95	-19,194.9	63,656.5	-26,855.57	107,861.16	-51,247.31
Other Charge	Checking							1,200		1,200	
	Construction	260				492		2,086.8		2,838.8	
	Job Expenses								-1,475		-1,475
	Other Income							25		25	
	Retainage							-2,461.8		-2,461.8	
Total Other Charge		260				492		850	-1,475	1,602	-1,475
Service	Construction	9,871.45		16,765.9		36,873.3		99,909.51		163,420.16	
	Job Expenses		-1,099.95		-1,055		-7,992		-44,166		-54,312.95
Total Service		9,871.45	-1,099.95	16,765.9	-1,055	36,873.3	-7,992	99,909.51	-44,166	163,420.16	-54,312.95
TOTAL		18,329.84	-6,163.79	28,942.77	-4,488.73	61,985.87	-28,526.9	181,819.39	-83,560.19	291,077.87	-122,739.61